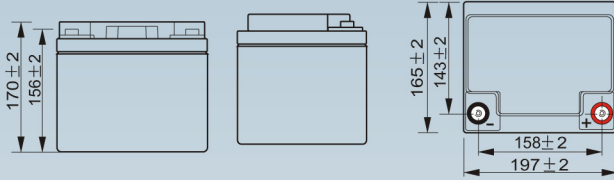


PS Range

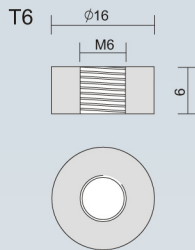
(10yr Design Life in Float Service at 20°C)

Dimensions (mm)



Standard terminal (mm)

T6 Threaded Insert 6mm STUD



Physical Specification

| | | |
|-------------------------|------------------------------|---------------|
| Nominal Voltage | | 12V |
| Nominal Capacity (20HR) | | 45.0 AH |
| Dimension | Length | 197 ± 2 mm |
| | Width | 165 ± 2 mm |
| | Container Height | 170 ± 2 mm |
| | Total Height (with terminal) | 170 ± 2 mm |
| Weight | | Approx 14.5kg |
| Standard Terminal | | T6 |

PS-12450 12V 45AH



Discharge Characteristics (25°C, 77°F)

| Rated Capacity | 20hRate(1.80V/cell) | | | Cycle | Initial Charging Current Less than 11.25A Voltage 14.40V ~ 15.0V at 25°C (77°F) | |
|--|---------------------|--------------------|--------------------|-------------------------|---|---------|
| | 10hRate(1.80V/cell) | 5hRate(1.75V/cell) | 1hRate(1.60V/cell) | | | |
| | 46.80AH | 38.70AH | 27.50AH | Constant Voltage Charge | Recommended Charge Current less than 11.25A Voltage 13.5V ~ 13.8V at 25°C (77°F) | |
| Capacity Affected by Temperature | 40°C (104°F) | 103% | 100% | | | Standby |
| | 25°C (77°F) | 100% | 86% | | | |
| | 0°C (32°F) | 86% | | | | |

Internal Resistance mΩ

9.0 mΩ

Constant Current Discharge (Amperes) at 25°C (77°F)

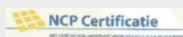
| F.V/Time | 5min | 10min | 15min | 20min | 30min | 45min | 1h | 2h | 3h | 4h | 5h | 6h | 8h | 10h | 20h |
|------------|-------|-------|-------|-------|-------|-------|------|------|------|-------|------|------|------|------|------|
| 1.85V/cell | 77.0 | 60.6 | 51.5 | 43.1 | 34.2 | 25.9 | 21.2 | 13.5 | 10.7 | 8.73 | 7.03 | 6.12 | 4.97 | 4.25 | 2.32 |
| 1.80V/cell | 103.4 | 77.4 | 62.2 | 50.9 | 40.4 | 30.1 | 23.8 | 14.7 | 11.5 | 9.32 | 7.56 | 6.57 | 5.27 | 4.50 | 2.34 |
| 1.75V/cell | 116.6 | 85.0 | 68.0 | 54.8 | 41.9 | 31.3 | 24.9 | 15.3 | 11.7 | 9.53 | 7.74 | 6.75 | 5.36 | 4.55 | 2.36 |
| 1.70V/cell | 128.4 | 92.7 | 72.6 | 57.6 | 43.6 | 32.5 | 25.6 | 15.9 | 12.0 | 9.78 | 7.95 | 6.89 | 5.44 | 4.59 | 2.41 |
| 1.65V/cell | 141.5 | 100.0 | 77.1 | 61.2 | 46.0 | 33.3 | 26.5 | 16.3 | 12.5 | 10.12 | 8.17 | 7.04 | 5.53 | 4.68 | 2.44 |
| 1.60V/cell | 156.1 | 108.6 | 82.5 | 65.1 | 48.6 | 34.7 | 27.5 | 16.9 | 12.9 | 10.43 | 8.44 | 7.20 | 5.58 | 4.73 | 2.45 |

Constant Power Discharge (Watts) at 25°C (77°F)

| F.V/Time | 5min | 10min | 15min | 20min | 30min | 45min | 1h | 2h | 3h | 4h | 5h | 6h | 8h | 10h | 20h |
|------------|-------|-------|-------|-------|-------|-------|------|------|------|------|------|------|------|------|------|
| 1.85V/cell | 140.8 | 111.9 | 96.1 | 81.2 | 65.2 | 49.8 | 40.9 | 26.2 | 20.8 | 17.1 | 13.8 | 12.0 | 9.82 | 8.41 | 4.59 |
| 1.80V/cell | 187.0 | 141.2 | 114.5 | 94.6 | 75.8 | 57.5 | 45.6 | 28.4 | 22.3 | 18.1 | 14.7 | 12.9 | 10.4 | 8.89 | 4.63 |
| 1.75V/cell | 206.4 | 152.7 | 123.6 | 100.7 | 78.1 | 59.1 | 47.5 | 29.4 | 22.6 | 18.5 | 15.1 | 13.2 | 10.5 | 8.97 | 4.67 |
| 1.70V/cell | 220.9 | 162.7 | 130.1 | 105.1 | 80.8 | 61.2 | 48.8 | 30.5 | 23.2 | 18.9 | 15.4 | 13.4 | 10.7 | 9.05 | 4.75 |
| 1.65V/cell | 240.2 | 173.9 | 137.3 | 110.8 | 84.5 | 62.2 | 50.1 | 31.2 | 24.1 | 19.5 | 15.8 | 13.7 | 10.8 | 9.22 | 4.81 |
| 1.60V/cell | 258.8 | 184.5 | 144.4 | 116.7 | 88.6 | 64.4 | 51.6 | 32.1 | 24.7 | 20.0 | 16.3 | 13.9 | 10.9 | 9.31 | 4.83 |



Vds No G105018



Power-Sonic Europe Limited
3 Buckingham Square, Wickford, Essex, SS11 8YQ
Tel: +44 (0)1268 560686 Fax: +44 (0)1268 560902
sales@power-sonic.co.uk
www.power-sonic.co.uk